



# Dunmore Primary School

## Year 5 Curriculum Newsletter – Summer Term 1 2025




Ideas for home



<b>Science – Living things and habitats</b> <ul style="list-style-type: none"> <li>Describe the differences in the life cycles of a mammal, an amphibian, an insect and a bird</li> <li>Describe the life process of reproduction in some plants and animals</li> <li>Record data and results of increasing complexity using scientific diagrams and labels, classification keys, tables, scatter graphs, bar and line graphs</li> </ul>	<b>P.E. - Athletics</b> <ul style="list-style-type: none"> <li>In Athletics we will be following the Quadkids program to help us improve our running, jumping and throwing both indoors and outdoors</li> <li>Individual and team tactics in a wide variety of summer games such as Danish Longball and Kwik Cricket</li> </ul> 
<b>Geography - South America</b> <ul style="list-style-type: none"> <li>Identify the countries of South America</li> <li>Use climate zone maps to discover climate in South America</li> <li>Know that a biome is a large area characterised by its vegetation, soil, climate, and wildlife and be aware of the different types of biomes</li> <li>Indigenous populations of different biomes and how climate affects their lives</li> <li>Understand the delicate interdependent nature of ecosystems</li> <li>Research and present findings on global environmental problems and solutions</li> </ul>	<b>Art – deforestation</b> <ul style="list-style-type: none"> <li>Understand how art can be used in protest and to raise awareness of issues</li> <li>Use typography to raise awareness of an issue you care about</li> <li>Explore an image and think about how it raises awareness of an issue; plan and begin a class collage</li> <li>Create a class collage</li> </ul> 
<b>Music – expression and style</b> <ul style="list-style-type: none"> <li>Singing with expression and in the style of music</li> <li>Comparing folk and folk-rock styles</li> <li>Playing a part on ukulele</li> <li>Composing a short piece for ukulele using major and minor chords</li> </ul> Listen to beautiful pick-style playing by Jake Shimabukuro ' <a href="#">Bohemian rhapsody</a> '	<b>Computing – vector graphics</b> <ul style="list-style-type: none"> <li>How we can use vector graphics to improve the quality of our presentations and work.</li> <li>How vector art is made</li> <li>Use drawing apps to produce our own artwork by building up separate layers</li> </ul> You can find lots of free apps that can produce vector graphics online
<b>R.E. – Creation and Environment</b> <ul style="list-style-type: none"> <li>What do I understand by the universe?</li> <li>Does the universe have a 'purpose'?</li> <li>What are the different views about how the universe and life came about? What do I think?</li> <li>How do religious, non-religious and scientific teachings influence people's treatment of the world?</li> </ul>	<b>French</b> <ul style="list-style-type: none"> <li>Count up to 70.</li> <li>The months of the year.</li> <li>Phrases for etre: Je suis, tu es, il es, elle est.</li> <li>Describe some of our feelings.</li> <li>Some adjectives.</li> </ul>
<b>P.S.H.E. – Online communities</b> <ul style="list-style-type: none"> <li>Safety, rights and responsibilities in an online community or social network.</li> <li>Knowing there are rights and responsibilities when playing a game online.</li> <li>Recognising when we spend too much time on devices (screen time).</li> <li>Explaining how to stay safe when using technology to communicate with friends.</li> </ul>	<b>Jungle fact and a joke</b> <p>The Amazon is the world's largest tropical rainforest. It covers 5.5 million square kilometres and is so big that the UK and Ireland would fit into it 17 times!</p> <p>What's a snake's favourite subject in school? <i>Hisss-tory!</i></p>

## English – Journey to River Sea

We will be doing work based on the story 'Journey to River Sea' by Eva Ibbotson including work on characters and setting, summarising, predicting, looking at opposing views, description, direct speech, playscripts and how an author creates images for the reader.



## Maths

- In Maths this term we will start by investigating shape, both 2D and 3D.
- We will then move on to positioning and directions
- Finally, we will finish the term with a quick look at statistics.
- We will continue with our Friday sessions improving our arithmetic skills.
- Homework will continue to be set on Education City every Friday.

[www.educationcity.com](http://www.educationcity.com)

## Important Information

<b>Class Homework</b>	<ul style="list-style-type: none"><li>✓ <b>Homework</b> will be set each <b>Friday</b> to be completed <b>online on Education City</b> by the <b>following Friday</b>. Please let us know if your child is unable to do this at home so that we can facilitate it in school.</li><li>✓ <b>Spellings</b> and <b>times tables</b> will be tested each <b>Friday</b>. You should have a paper copy of these and you can find them on our Year Group page.</li><li>✓ At least twenty minutes each week on <b>Times Tables Rockstars</b>. Ideally, they should be spending a short time each day on there.</li><li>✓ There are <b>links on our Year Five page</b> which you might find helpful to aid you with homework and what we'll be learning about this year.</li></ul>
-----------------------	--

<b>PE</b>	Class 11: Mondays and Fridays. Class 12: Mondays and Wednesdays.
-----------	---

<b>Reading books</b>	Reading books will be changed as and when the children need to. The children are responsible for keeping a record of what they read in their reading records. They are expected to have <b>at least three entries</b> in their reading record each week, <b>at least one of which should be completed by an adult</b> who has listened to them read at home. These need to be in school <b>every Monday</b> to be looked at by the class teacher.
----------------------	---

### Requests to Parents

- Please make sure that all P.E. kits and clothes are labelled and that your child/ren are able to remove any jewellery. Please also remember that all earrings should be studs.
- Please read with your child regularly and discussing what they're reading. You can find helpful hints on how to support them in the centre of their Reading Records. For more ideas, see: <https://www.gov.uk/government/publications/10-top-tips-to-encourage-children-to-read/10-top-tips-to-encourage-children-to-read> Focusing on comprehension- retrieval and inference skills – would be really helpful for them.

## Key Dates

- ✓ Wednesday 30<sup>th</sup> April - Coffee morning for parents of children with SEND
- ✓ Monday 5<sup>th</sup> May - Bank holiday, school closed
- ✓ Tuesday 20<sup>th</sup> May - Sports day (21<sup>st</sup> May Sports day reserve date)
- ✓ Friday 23<sup>rd</sup> May - Last day of term (finish at 3.15pm)
- ✓ Tuesday 3<sup>rd</sup> June – Summer Term 2 begins